



**PART B**

**Individual Shooting Range Inspection Report:**

1. **Range Name / Number:**

2. **Range Description:**

a.	Overall length of range is	<input type="text"/>	metres (max firing distance)
b.	Indoor/Outdoor range	<input type="text"/>	
c.	Type of range	<input type="checkbox"/> Established	<input type="checkbox"/> One-Time Use
d.	Type of range danger area	<input type="checkbox"/> NDA	<input type="checkbox"/> RDA <input type="checkbox"/> FDA
e.	ADAT applied e.g. T6 (if applicable)	<input type="text"/>	
f.	Range: Grid reference (only required if an RDA or FDA range)	<input type="text"/> <small>One GR required from the central field of a Clay Target DTL/Skeet shooting ground</small>	
g.	Direction of fire/Range axis (only required if an RDA/ FDA range) Grid bearing	<input type="text"/> <small>One common range axis required from the central GR for a Clay target DTL/Skeet shooting ground</small>	

3. **Restrictions:** Restrictions on the ammunition approved for use on the range. This can be expressed as up to and including the maximum calibre, cartridge, muzzle velocity or muzzle energy, or a combination

**Firearms and calibres to be used:**

a.	Pistols up to and including	<input type="text"/>
b.	Black powder firearms up to and including	<input type="text"/>
c.	Rifles firing pistol calibres up to and including	<input type="text"/>
d.	Rifles up to and including	<input type="text"/>
e.	Shotguns up to and including	<input type="text"/>
f.	Other	<input type="text"/>

4. **Conditions of use (in accordance with RSOs):**

Include any conditions of use for this range

5. **Targets:**

The RSOs detail the approved types and positioning of targets  Yes  No

6. **Protection of Target Operators:** Control measures are appropriate for the safe operation of targets and target mechanisms while safety persons are within the active range area, e.g. Trappers, persons in the markers gallery  Yes  No  N/A

7. **Backstop:** (Where applicable) Refer to Diagram 1 for relevant dimensions

a. Is the backstop compliant (if applicable)?  Yes  No

b. Does the range have a side backstop(s)?  Yes  No

If yes, is it or are they compliant?  Yes  No If no, provide comment:

8. **Bullet Catcher:** (Where applicable) Refer to Diagram 1 for relevant dimensions

Is the bullet catcher compliant?  Yes  No  N/A If no, provide comment on the additional comments page.

9. **Side Berms/Side Walls:** (Where applicable) Refer to Diagram 1 for relevant dimensions

Are side berms and/or side walls compliant?  Yes  No  N/A If no, refer to diagram 1 and provide comment on the additional comments page

10. **Firing Point:** Firing Line/Point, Shooting Station/Lane/Stall

Is/are the firing point(s) fit for purpose?  Yes  No  N/A If no, provide comment on the additional comments page.

11. **Range Structures:** Are all protected zones, baffles and cladding adequate and fit for purpose?  Yes  No  N/A

12. **Range Floor:** Is the range floor fit for purpose?  Yes  No  N/A If no, provide comment on the additional comments page.

13. **Indoor Range:** All access doors into the active range area are controlled and secured from the inside  Yes  No  N/A If no, provide comment on the additional comments page.

14. **Shotgun Range:** Are all barrier fences fit for purpose?  Yes  No  N/A If no, provide comment on the additional comments page.

15. **Range Maintenance:** The condition of the range indicates the adequate and regular maintenance is being carried out:  Yes  No If no, provide comment:

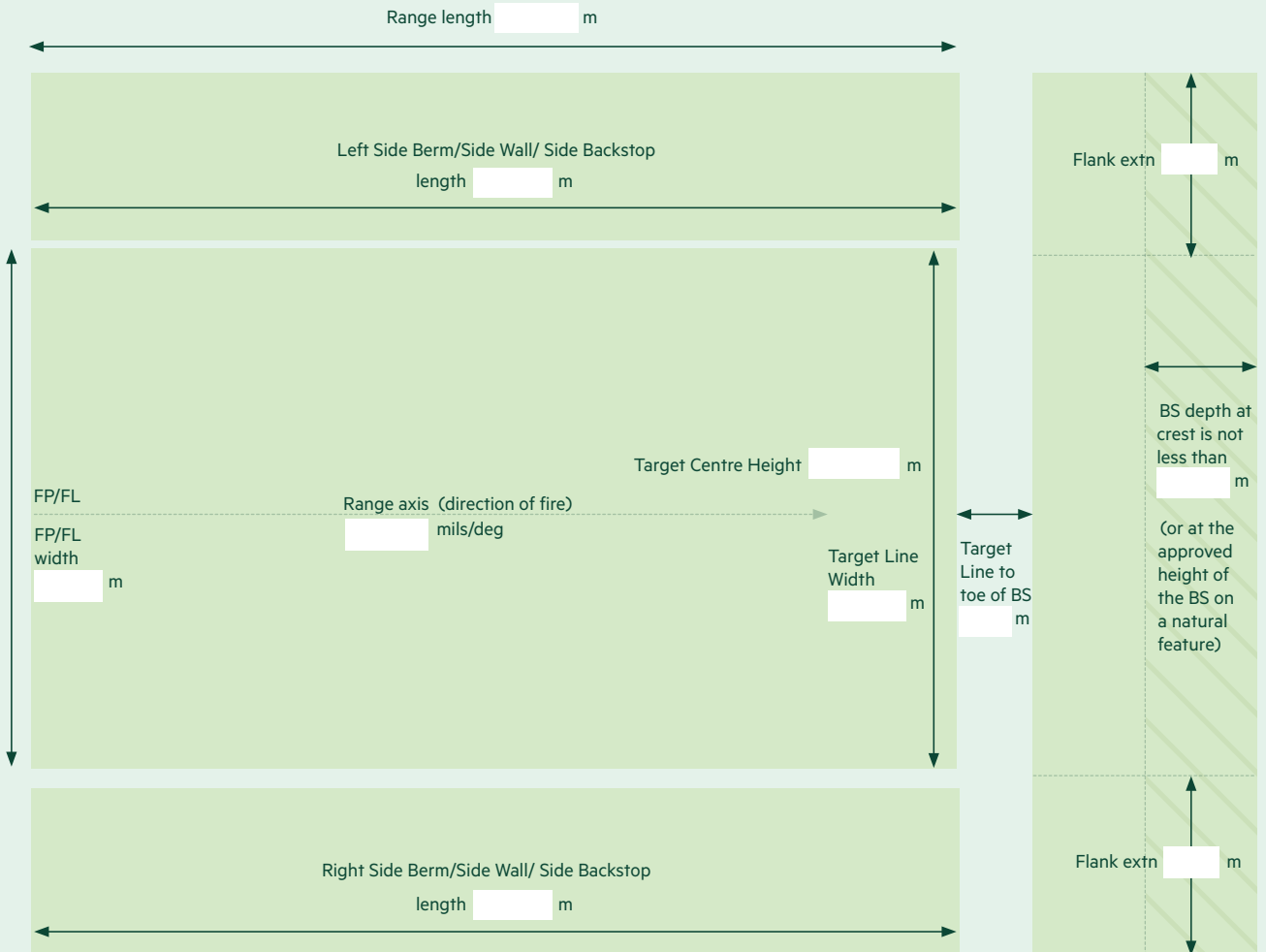
16. **Individual Range Inspection Assessment:** I assess that  (name of range)  with the standards for a shooting range as laid down in the NZ Police Shooting Range Manual at the time of inspection.

17. **Shooting Range Inspector:** Name:



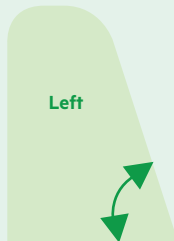
**PART B**

**Range Inspection Report: Diagram 1 – Plan View**



Height of side berm/side wall/  
side backstop  m

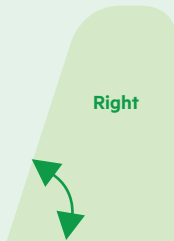
Berm depth at crest is  
not less than  m



Slope angle  
 deg

Height of side berm/side wall/  
side backstop  m

Berm depth at crest is  
not less than  m



Slope angle  
 deg

Bullet Catcher (BC)

BC Ht  m



BC Slope angle  
 deg

Backstop (BS)

BS Ht  m



BS Slope angle  
 deg

**Additional comments if required**



**PART B**

**Range Inspection Report: Diagram 2 – Plan View (Indoor Range)**



**Additional comments:**

[Empty box for additional comments]



**PART B**

**Images must be compressed before uploading**

1. *Photographs to be inserted here are looking down range from the firing point and looking back up range from the target line.*
2. *Other relevant photographs that may be required to support your report, e.g. side berms or side walls.*



Image:



Image:




Image:




Image:




Image:




Image:



***PART B***

**Additional comments:**

A large, empty rectangular box with a light green border, intended for entering additional comments.