

**Our Purpose O Mātou Whāinga:** To effectively regulate the legitimate possession and use of firearms to keep all communities safe

This monthly dashboard summarises key data points for Te Tari Pūreke – Firearms Safety Authority. It includes key metrics and demographics, which supports us in monitoring the regulatory system in which we operate.

**Active individual firearms licence holders by Police District**

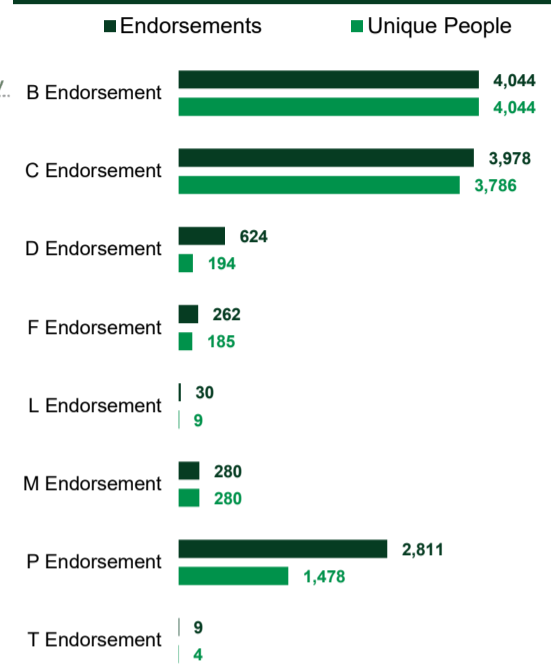
	Licences
NORTHLAND	13,177
WAITEMATA	14,530
AUCKLAND CITY	5,562
COUNTIES MANUKAU	11,186
WAIKATO	21,873
BAY OF PLENTY	24,852
EASTERN	15,376
CENTRAL	25,734
WELLINGTON	15,256
TASMAN	18,835
CANTERBURY	35,175
SOUTHERN	31,584
OVERSEAS	738
NON-GEOCODED	734
<b>TOTAL</b>	<b>234,612</b>

**Active Firearms dealers by Police District**

	Licences
NORTHLAND	21
WAITEMATA	27
AUCKLAND CITY	17
COUNTIES MANUKAU	25
WAIKATO	23
BAY OF PLENTY	47
EASTERN	27
CENTRAL	39
WELLINGTON	29
TASMAN	29
CANTERBURY	58
SOUTHERN	31
OVERSEAS	0
NON-GEOCODED	2
<b>TOTAL</b>	<b>375</b>



**Active Endorsements by type**



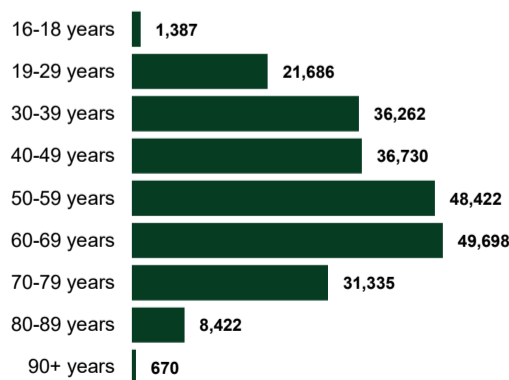
**Applications completed and suspensions and revocations processed in the last month with previous month and previous year comparison**

	Individual licence applications	Dealers licence applications	Visitors licence applications	Endorsement applications	Licences suspended	Licences revoked	Import applications
June 2023	1,966	48	11	495	118	68	424
May 2023	2,224	50	144	317	141	70	365
June 2022	840	6	65	105	113	46	291


This is version 2 of the June dashboard. The initially released dashboard for June contained a data error where individual, dealer and visitor licence applications were shown in the total for 'Firearms licence applications'. This has been rectified to only include individual licence applications and the heading was changed to reflect this.

**Demographics of firearms licence holders**

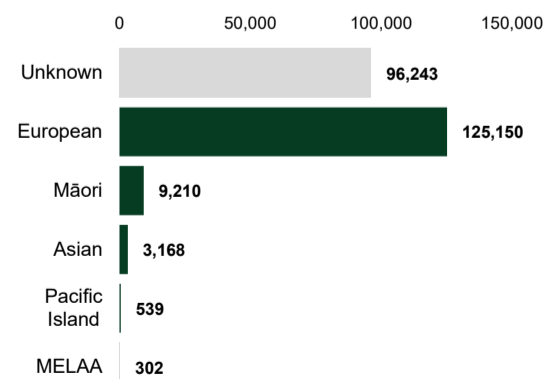
**Active licence holders current age**



**Active licence holders gender**



**Active licence holders ethnicity**



**Caveats:** Data contained in this document is drawn from a dynamic operational database and is subject to change as new information is recorded or updated. Information is current as at date indicated at the top of this document. For further detailed information on the subjects above please refer to the supplementary spreadsheet. 'Active' licences refer to any individual (A-Standard) or dealer licence holder who is legally allowed to possess firearms due to holding a current firearms licence. Licences represented as 'Overseas' are any licences held by individuals who are currently residing overseas but maintain their New Zealand firearms licence. Licences represented as 'Non-geocoded' are any licences where the geographical coordinates of the address do not map directly to a district however Police still have the address of each individual. Individuals may hold more than one 'endorsement type'. For a detailed breakdown of each endorsement type, refer to the 'Active endorsements by type' worksheet in the Firearms Summary Report. Dealer, Visitor, Endorsement and Individual firearms licence applications processed in the last month refer to those where a licence or endorsement have been issued and does not include applications that have been refused or withdrawn. Import applications processed in the last month refer to all permit applications processed regardless of whether a permit has been issued or not. Licences suspended and revoked in the last month is based on a point in time status change to either a revoked or suspended status. This is not indicative of the current status of the licence i.e if a suspended licence has subsequently been revoked or made current. Visitor licences are not included in the 'Active licence holders' tables. Ethnicities included in 'MELAA' category include Latin American/Hispanic, Middle Eastern, Native American and African origin.