

Apply for a firearms licence

1 Apply online

You must:


- be aged 16 or over
- not have had a firearms licence revoked in the last 5 years
- not be a disqualified person from having a firearms licence.

Apply quickly and easily on the Te Tari Pūreke - Firearms Safety Authority website using MyFirearms.




[firearmssafetyauthority.govt.nz/
firearms-licence](https://firearmssafetyauthority.govt.nz/firearms-licence)

2 Study the Firearms Safety Code




[firearmssafetyauthority.govt.nz/
firearms-safety-code](https://firearmssafetyauthority.govt.nz/firearms-safety-code)

3 Complete some e-learning modules




[firearmssafetyauthority.govt.nz/
safety-e-learning](https://firearmssafetyauthority.govt.nz/safety-e-learning)

4 You must book into a firearms safety course



[firearmssafetyauthority.govt.nz/
firearms-safety-course](https://firearmssafetyauthority.govt.nz/firearms-safety-course)

5 You must set up your secure storage




[firearmssafetyauthority.govt.nz/
storage-transportation](https://firearmssafetyauthority.govt.nz/storage-transportation)

6 Meet your local firearms vetter

On passing the safety course, you will be contacted to arrange a meeting with your local firearms vetter. The vetter will interview you and your referees and will inspect your firearms and ammunition storage area.

7 If and after a licence is issued, register your new firearm



[firearmssafetyauthority.govt.nz/
firearms-registry](https://firearmssafetyauthority.govt.nz/firearms-registry)

If your firearms licence is expiring

1 Apply online


Apply for your new firearms licence online, around four months before your current one expires.



[firearmssafetyauthority.govt.nz/
firearms-licence](https://firearmssafetyauthority.govt.nz/firearms-licence)

If you apply for your licence after your current licence expires, then you will not be able to continue to possess or use firearms (unless under immediate supervision) while Te Tari Pūreke is processing your application and your new licence will be a 5-year licence.


2 Register your firearms



[firearmssafetyauthority.govt.nz/
firearms-registry](https://firearmssafetyauthority.govt.nz/firearms-registry)


You must register all arms items in your possession within 30 days from applying for a new licence.

3 Check changes to firearms regulations




[firearmssafetyauthority.govt.nz/
firearms-law-changes](https://firearmssafetyauthority.govt.nz/firearms-law-changes)

4 You must check your storage and security requirements




[firearmssafetyauthority.govt.nz/
storage-transportation](https://firearmssafetyauthority.govt.nz/storage-transportation)

5 Refresh your firearms safety knowledge



[firearmssafetyauthority.govt.nz/
firearms-safety-code](https://firearmssafetyauthority.govt.nz/firearms-safety-code)

6 Complete some e-learning modules



[firearmssafetyauthority.govt.nz/
safety-e-learning](https://firearmssafetyauthority.govt.nz/safety-e-learning)

7 Meet your local firearms vetter

You and your referees will need to meet with your local firearms vetter. The vetter will inspect your separate firearms and ammunition storage and take you through a short refresher test.