

**Our Purpose O Mātou Whāinga:** To effectively regulate the legitimate possession and use of firearms to keep all communities safe

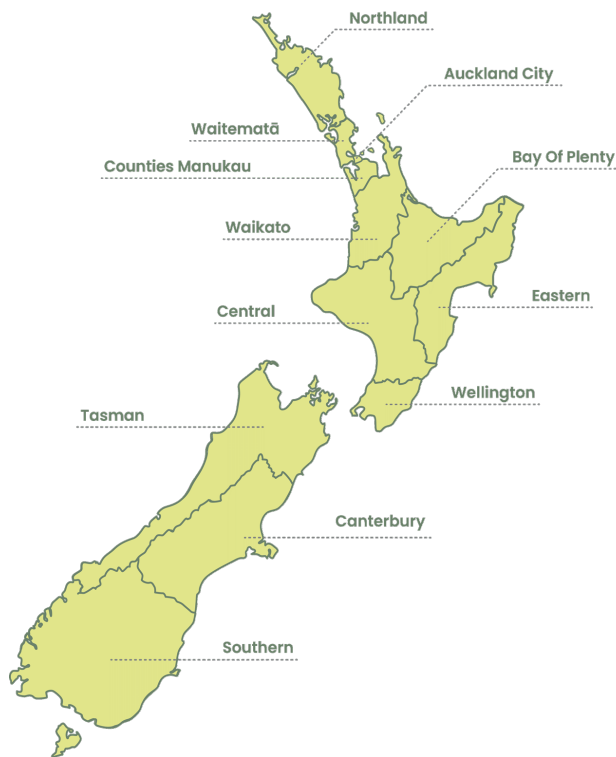
This monthly dashboard summarises key data points for Te Tari Pūreke – Firearms Safety Authority. It includes key metrics and demographics, which supports us in monitoring the regulatory system in which we operate.

**Active individual firearms licence holders by Police District**

	Licences
NORTHLAND	13,090
WAITEMATA	14,394
AUCKLAND CITY	5,447
COUNTIES MANUKAU	11,124
WAIKATO	21,816
BAY OF PLENTY	24,675
EASTERN	15,228
CENTRAL	25,693
WELLINGTON	15,312
TASMAN	18,867
CANTERBURY	35,259
SOUTHERN	31,956
OVERSEAS	748
NON-GEOCODED	729
<b>TOTAL</b>	<b>234,338</b>

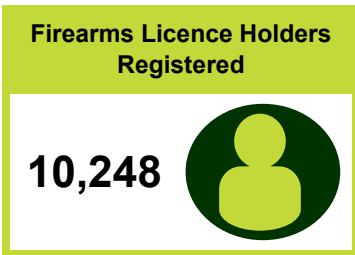
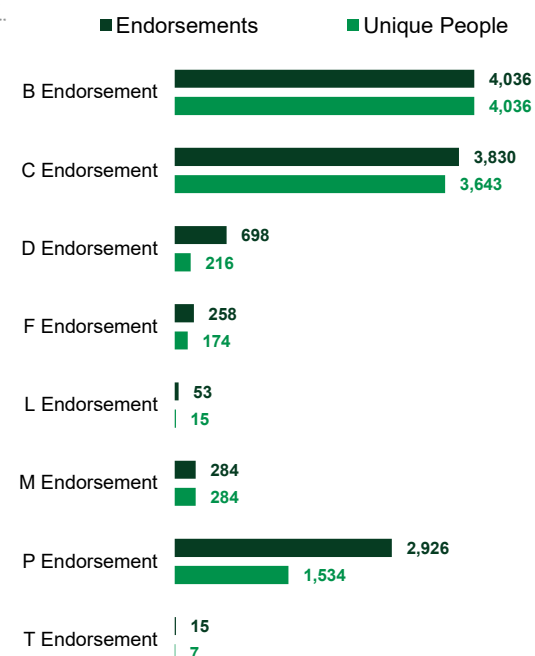
**Active Firearms dealers by Police District**

	Licences
NORTHLAND	20
WAITEMATA	27
AUCKLAND CITY	20
COUNTIES MANUKAU	27
WAIKATO	33
BAY OF PLENTY	50
EASTERN	27
CENTRAL	43
WELLINGTON	35
TASMAN	30
CANTERBURY	70
SOUTHERN	40
OVERSEAS	0
NON-GEOCODED	3
<b>TOTAL</b>	<b>425</b>



**Active Endorsements by type**

For a detailed breakdown of each endorsement type, refer to the 'Active endorsements by type' worksheet in the Firearms Summary Report.

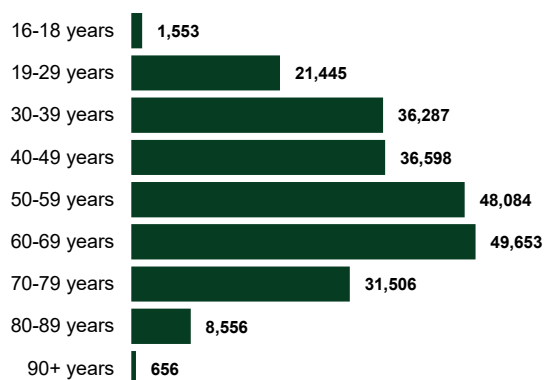


**Applications completed and suspensions and revocations processed in the last month with previous month and previous year comparison**


	Individual licence applications	Dealers licence applications	Visitors licence applications	Endorsement applications	Licences suspended	Licences revoked	Import applications
September 2023	1,712	51	31	434	141	88	242
August 2023	1,870	33	18	430	150	110	331
September 2022	1,705	25	36	172	136	84	345

**Demographics of firearms licence holders**

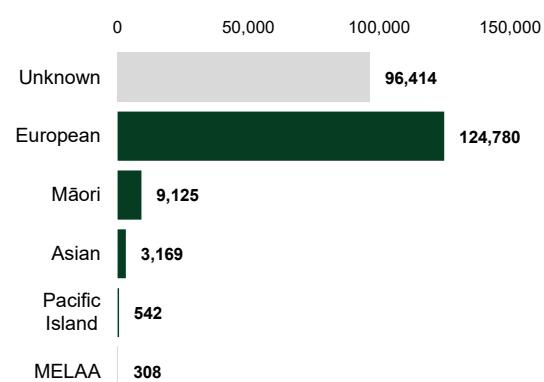
**Active licence holders current age**



**Active licence holders gender**



**Active licence holders ethnicity**



**Caveats:** Data contained in this document is drawn from a dynamic operational database and is subject to change as new information is recorded or updated. Information is current as at date indicated at the top of this document. For further detailed information on the subjects above please refer to the supplementary spreadsheet. 'Active' licences refer to any individual (A-Standard) or dealer licence holder who is legally allowed to possess firearms due to holding a current firearms licence. Licences represented as 'Overseas' are any licences held by individuals who are currently residing overseas but maintain their New Zealand firearms licence. Licences represented as 'Non-geocoded' are any licences where the geographical coordinates of the address do not map directly to a district however Police still have the address of each individual. Individuals may hold more than one 'endorsement type'. Individual, Visitor and Endorsement licence applications processed in the last month refer to those where a licence or endorsement have been issued and does not include applications that have been refused or withdrawn. Dealer licence applications processed in the last month includes dealer applications that have been approved and a firearms licence card issued. Import applications processed in the last month refer to all permit applications processed regardless of whether a permit has been issued or not. Licences suspended and revoked in the last month is based on a point in time status change to either a revoked or suspended status. This is not indicative of the current status of the licence i.e if a suspended licence has subsequently been revoked or made current. Visitor licences are not included in the 'Active licence holders' tables. Ethnicities included in 'MELAA' category include Latin American/Hispanic, Middle Eastern, Native American and African origin.